

GreatCut-S Installation and Activation Guide

1. Visit <http://gccf.gcc.com.tw/gccclub/login.aspx> and log in your GCC Club account.

Welcome

Language: Global

ID:

* New to GCC Club? [Sign up now!](#)


Password:

* Forgot your password? [Click here.](#)

[f](#) [+](#) [@](#) [p](#) [v](#) [in](#)

GCC Web Shop
You can now purchase directly from

or create a new GCC club account if you do not have one. Click “I Agree”, fill in the required information and click “Submit” to sign up.



Welcome to GCC Club. Already have an ID? [Sign In](#)

Please review the following terms and conditions, and indicate your agreement below.

Terms and Conditions

There are several classes of memberships and each class are restricted to access certain information of the website:

C class: General user
C class users are only allowed to access some contents and files of the website.


B class: Registered user
B class users are eligible to view most of the website contents and allowed to download certain files

A class: GCC customers
Once the GCC's customers are registered and provide a serial number of a product, they are allowed to access all the contents and files that are provided by GCC.

This Web Site (and any other site accessed through this site) and the services provided therein are subject to the Terms and Conditions which are set out below. If you do not accept the Terms and Conditions, please do not use this Web Site. Upon your acceptance of the Terms and Conditions, they are binding upon you. GCC ("the Company") may revise the Terms and Conditions from time immediately upon notice to you. Your access to the Company's Web Site and its services will be terminated upon your notice to the Company that any change is unacceptable otherwise your continued use will constitute your acceptance of all changes and they will be binding upon you.

1. Copyright, Trademarks etc.
The graphics, images, editorial content and HTML on all the Company's web Sites are the intellectual property of the Company and are protected by copyright and trademark laws and may not be downloaded or otherwise duplicated without the express written permission of the Company. Re-use of any of the foregoing is strictly prohibited and the Company reserves all rights.

2. Responsibility
The Company may not monitor its Web Sites at all times but reserves the right to do so. The Company takes no responsibility whatsoever for any material input by any user or others and not posted by the Company. All users acknowledge and agree that they are solely responsible for the form, content and accuracy of any resume, advertisement, web page or material contained therein placed by them. The Company is not responsible for the content of any other web sites linked to the Company's Web Sites; links are provided as internet navigation



Sign up for GCC Club. Already have an ID? [Sign In](#)

Create Your ID ***Please do not use special characters or spaces in your GCC ID or Password.**

Your GCC ID: (Must be 5-20 characters)

Password:

Re-enter password:

Personal Information

Name:

Email: (Enter a valid email for immediate confirmation.)

Country:

Cell Phone:

Subscribe to our free e-newsletters below

Yes, I wish to receive e-newsletters and offers from GCC.

I understand that I may change my preference or unsubscribe from any publication, marketing, invitation at any time by clicking on the Unsubscribe contained in the emails I receive.

Please calculate it if you are not a robot: 2 + 4 =

You should receive an eMails with activation link and click the link to activate your account.

Thank you for registering with the GCC Club. Please find your registration information below.

*Please be sure to click http://gccf.gcc.com.tw/gccclub/mail_confirm.aspx?enable=Y&ID=gccpresident&Name=Charlotte&lang= to activate your account.

Personal Information	
Name	Charlotte
Email	charlotte.young@gcc.com.tw
Cell Phone	+88675171000
Country	Taiwan

Please note that most of the contents on the GCC Club are exclusive to GCC product owners. If you own a GCC machine and its serial number starts "H" to "L", we encourage you to register your product to receive an additional 3-month limited warranty extension. Other Benefits include: product applications, tips and parameters, technical support and trouble shooting tips, driver and software updates, user manual document.

Sincerely,
The GCC Club Team

[Sign in GCC Club](#)

2. Go to GCC Club, click “GreatCut-S voucher code” on the left side.

Welcome: GCC-MKT

Welcome to GCC Club!
You are now able to access the product video, showcase section and receive GCC monthly E-Newsletter.
We also encourage you to register your GCC product to receive more benefits including:
 • Additional 3-month limited warranty extension within 30 days after purchase (machine serial number begins from "H")
 • Latest drivers/ firmwares / demo videos/clip arts/ software updates
 • Product applications / tips/ parameters sharing
 • Technical support and troubleshooting tips

Click [Product Registration](#) to fill out your purchase information.

GCC Products

- LaserPro Engraver
- Laser Marking System
- Cutting Plotter
- CardExpress ID Card Printer
- StellarJET UV-curable Inkjet Printer

3. Enter your voucher code and click “submit”.

Welcome: Keira

GreatCut-S Serial Number

GreatCut-S Serial Number List

Obtain Your GreatCut-S Serial Number

Voucher Code

Please calculate it if you are not a robot: 5 + 1 =

4. You will get your GreatCut-S serial number.

Welcome: Keira

GreatCut-S Serial Number

GreatCut-S Serial Number List

Date	2022/10/11 上午 05:24:21
Product Name	Cutting Plotter / Puma IV / P4-132LX
Machine S/N	W70233
Voucher Code	AALD2MPORF7LVDP4KQQ
GreatCut-S Serial Number	AC198BD4-8DA8-4B1F-8CCA-712086A0D9D6


Obtain Your GreatCut-S Serial Number

Voucher Code


Please calculate it if you are not a robot: 5 + 1 =

5. Visit <https://www.gccworld.com/download.php> click the product category and choose a proper model.


Or browse by machine model



Vinyl Cutter



Laser Engraver




Laser Cutter

↓


Download Area

Vinyl Cutter


Vinyl Cutter




Expert II A




I-Craft™ 2.0




AR-24



Expert II



Puma IV

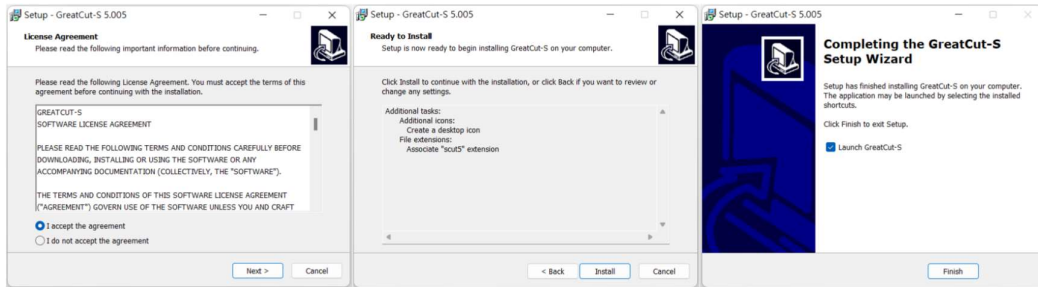


Jaguar V / Jaguar V (PPF)

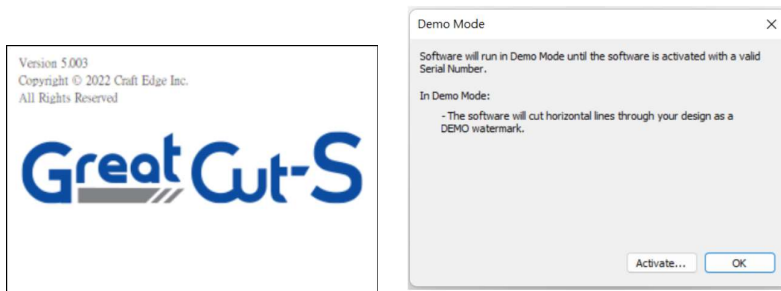
6. Download GreatCut-S to start the installation.

Software		
Title	Size	Download
Sure Cuts A Lot Pro 5 _Win64bit	521 MB	Download
Sure Cuts A Lot Pro 5 _Win32bit	34.0 MB	Download
Sure Cuts A Lot Pro 5_Mac	39.9 MB	Download
SignPal V19	818 MB	Download
GreatCut-S for Windows	303 MB	Download
GreatCut-S for Mac	303 MB	Download

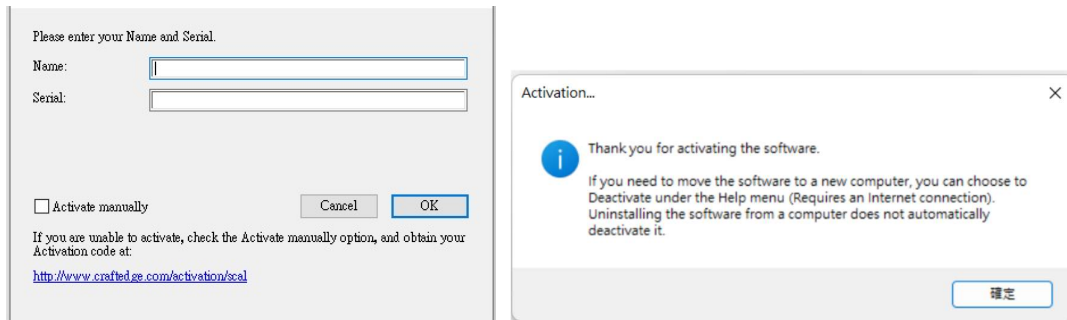
7. Press Next to continue, tick “Launch GreatCut-S” and then press “Finish” to complete the installation.



8. Run GreatCut-S and press “Activate...” to activate GreatCut-S. Please make sure it is connected to the internet.



9. Enter your name in the Name column and GreatCut-S serial number to the Serial column and press “OK” to complete the activation.



10. GreatCut-S is ready to use.

